

## Modular Cooking Range Line EVO900 1/4 Module Ambient Worktop with drawer

ITEM # \_\_\_\_\_

MODEL # \_\_\_\_\_

NAME # \_\_\_\_\_

SIS # \_\_\_\_\_

AIA # \_\_\_\_\_



392157 (Z9WTNBN00E)

Ambient worktop with drawer,  
1/4 module

### Short Form Specification

Item No. \_\_\_\_\_

To be installed on EVO900 refrigerated base, open base cupboard, bridging supports or cantilever systems. Constructed in stainless steel with Scotch Brite finish. Worktop in 20/10, stainless steel. Right angled side edges eliminate gaps and possible dirt traps between units.

### Main Features

- Heavy duty internal frame in Stainless steel.
- Unit to be installed on other 900 line bases.
- Right angled side edges eliminate gaps and possible dirt traps between units.
- Suitable for countertop installation.

### Construction

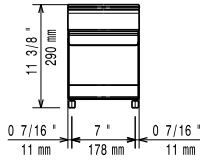
- Stainless steel top provides a heavy duty work surface under any load.
- Unit is 900mm deep to give a larger working surface area.

APPROVAL: \_\_\_\_\_

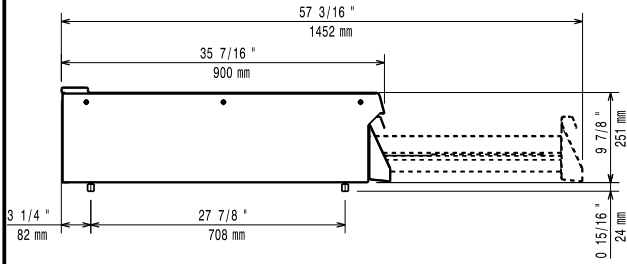
**Optional Accessories**

- Junction sealing kit PNC 206086
- Support for bridge type installation, 800 mm PNC 206137
- Support for bridge type installation, 1000 mm PNC 206138
- Support for bridge type installation, 1200 mm PNC 206139
- Support for bridge type installation, 1400 mm PNC 206140
- Support for bridge type installation, 1600 mm PNC 206141
- Support for bridge type installation, 400 mm PNC 206154
- Side handrail for right/left hand PNC 206165
- Frontal handrail 400 mm PNC 206166
- Frontal handrail 800 mm PNC 206167
- Large handrail (portioning shelf) 400 mm PNC 206185
- Large handrail (portioning shelf) 800 mm PNC 206186
- Frontal handrail 1200 mm PNC 206191
- Frontal handrail 1600 mm PNC 206192
- Water column with swivel arm (water column extension not included) PNC 206289
- Water column extension PNC 206290
- Chimney upstand, 200 mm PNC 206302
- 2 side covering panels, height 250 mm, depth 900 mm PNC 206321

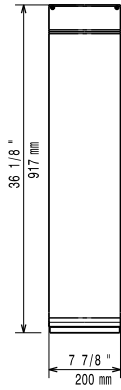
**Front**



**Side**



**Top**



**Key Information:**

|                              |        |
|------------------------------|--------|
| External dimensions, Width:  |        |
| <b>392157 (Z9WTNBN00E)</b>   | 200 mm |
| External dimensions, Depth:  | 900 mm |
| External dimensions, Height: | 250 mm |
| Net weight:                  | 13 kg  |